
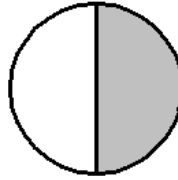
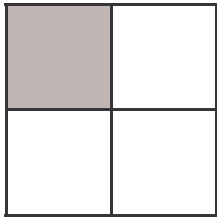


LES FRACTIONS

1) Écris la fraction représentée par chaque dessin.



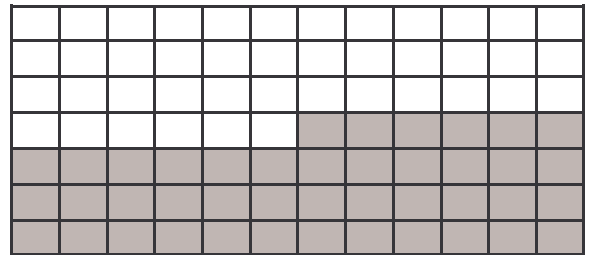

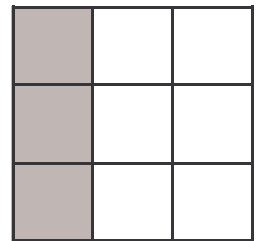


.....
—————
.....

.....
—————
.....

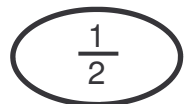
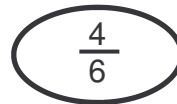
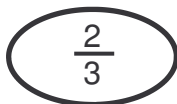
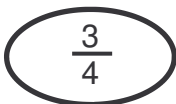

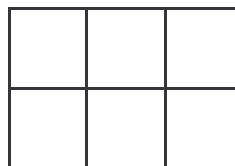

.....
—————
.....

.....
—————
.....

2) Même exercice.




3) Colorie les figures selon la fraction.



LES FRACTIONS
CORRECTION

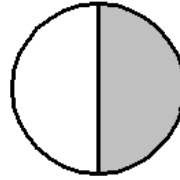
1) Écris la fraction représentée par chaque dessin.




$$\frac{1}{4}$$



$$\frac{1}{2}$$




$$\frac{1}{2}$$



$$\frac{1}{3}$$

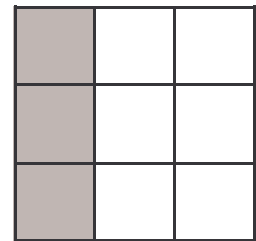
2) Même exercice.




$$\frac{20}{25}$$



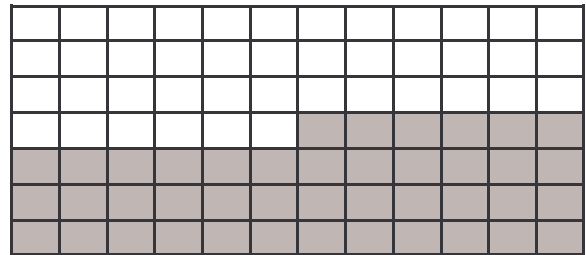
$$\frac{10}{20}$$



$$\frac{3}{9}$$




$$\frac{14}{49}$$



$$\frac{42}{84}$$


3) Colorie les figures selon la fraction.



$$\frac{3}{4}$$



$$\frac{2}{3}$$



$$\frac{4}{6}$$



$$\frac{1}{2}$$